






# WWW Young Persons' Results Summary

## 1. Tell us a little about yourself




### 1. Are you a boy or a girl?

			Response Percent	Response Total
1	Boy		52.94%	45
2	Girl		47.06%	40
			answered	85
			skipped	0

### 2. How old are you?

			Response Percent	Response Total
1	Under 7 years		17.65%	15
2	7 - 11 years		41.18%	35
3	12 - 15 years		41.18%	35
			answered	85
			skipped	0











### 3. Where do you live?

			Response Percent	Response Total
1	Wellesbourne		96.47%	82
2	Walton		0.00%	0
3	Newbold Pacey		0.00%	0
4	Moreton Morrell		1.18%	1
5	Loxley		0.00%	0
6	Lighthorne		0.00%	0
7	Kineton		0.00%	0
8	Hampton Lucy		0.00%	0
9	Ettington		0.00%	0
10	Charlecote		0.00%	0
11	Ashorne		0.00%	0
12	Other (please specify):		2.35%	2
			answered	85
			skipped	0

### 3. Where do you live?

			Response Percent	Response Total
<b>Answers for: Other (please specify):</b>			2 answers	
1	05/12/14 7:41PM ID: 13632507	Halford		
2	14/12/14 5:30PM ID: 13784669	kineton road		





### 4. Where do you go to school?

			Response Percent	Response Total
1	Wellesbourne Primary School		38.82%	33
2	Ettington Primary School		1.18%	1
3	Loxley Primary School		0.00%	0
4	Moreton Morrell Primary School		1.18%	1
5	Hampton Lucy Primary School		0.00%	0
6	The Croft Preparatory School		1.18%	1
7	Warwick Preparatory School		0.00%	0
8	Kineton High School		37.65%	32
9	Stratford-upon-Avon High School		7.06%	6
10	KES, Stratford-upon-Avon		3.53%	3
11	Stratford-upon-Avon Grammar School for Girls		0.00%	0
12	Alcester Grammar		0.00%	0
13	King's High School		2.35%	2
14	The Kingsley School		0.00%	0
15	Warwick School		1.18%	1
16	Other (please specify):		5.88%	5
			answered	85
			skipped	0
<b>Answers for: Other (please specify):</b>			5 answers	
1	16/11/14 9:32PM ID: 13196661	Tysoe Primary School		
2	05/12/14 6:45PM ID:	Kineton high school		



#### 4. Where do you go to school?

			Response Percent	Response Total
	13631651			
3	14/12/14 5:30PM ID: 13784669	kineton high school		
4	14/12/14 7:10PM ID: 13785325	kineton high school		
5	14/12/14 7:22PM ID: 13785461	kineton high school		

#### 5. How do you travel to school? (please tick all that apply)

			Response Percent	Response Total
1	Walk		28.24%	24
2	Cycle		2.35%	2
3	Bus		52.94%	45
4	Car		36.47%	31
			answered	85
			skipped	0

#### 6. Are you able (physically) to get around the village, school and the playground?

			Response Percent	Response Total
1	Yes		96.47%	82
2	No		3.53%	3
			answered	85
			skipped	0



## 2. My Life, My Village




#### 7. Your Views, Your Village




	Yes	I'm not sure	No	Response Total
It's a nice happy village	90.6% (77)	9.4% (8)	0.0% (0)	85




7. Your Views, Your Village				
	Yes	I'm not sure	No	Response Total
There are lots of clubs I can go to	50.6% (43)	30.6% (26)	18.8% (16)	85
I go to clubs outside my village (e.g. swimming in Stratford/Shipston)	63.5% (54)	2.4% (2)	34.1% (29)	85
I think Wellesbourne is too big	18.8% (16)	28.2% (24)	52.9% (45)	85
There are lots of different shops in Wellesbourne	72.9% (62)	17.6% (15)	9.4% (8)	85
Do you get the help and advice you need at the doctors?	84.7% (72)	14.1% (12)	1.2% (1)	85
I like to help my family recycle	85.9% (73)	10.6% (9)	3.5% (3)	85
I like using the computer	94.1% (80)	3.5% (3)	2.4% (2)	85
I like to go to the library	55.3% (47)	18.8% (16)	25.9% (22)	85
I think it is too noisy in the village	17.6% (15)	15.3% (13)	67.1% (57)	85
I can walk and play in the fields	77.6% (66)	11.8% (10)	10.6% (9)	85
It is easy to go to Stratford or Leamington Spa	87.1% (74)	11.8% (10)	1.2% (1)	85
There are lots of buses	43.5% (37)	37.6% (32)	18.8% (16)	85
			answered	85
			skipped	0




### Matrix Charts




7.1. It's a nice happy village			Percent	Total
1	Yes		90.59%	77
2	I'm not sure		9.41%	8
3	No		0.00%	0
			answered	85




7.2. There are lots of clubs I can go to			Percent	Total
1	Yes		50.59%	43
2	I'm not sure		30.59%	26
3	No		18.82%	16
			answered	85




7.3. I go to clubs outside my village (e.g. swimming in Stratford/Shipston)			Percent	Total
1	Yes		63.53%	54
2	I'm not sure		2.35%	2
3	No		34.12%	29
			answered	85

7.4. I think Wellesbourne is too big			Percent	Total
1	Yes		18.82%	16
2	I'm not sure		28.24%	24
3	No		52.94%	45
			answered	85



7.5. There are lots of different shops in Wellesbourne			Percent	Total
1	Yes		72.94%	62
2	I'm not sure		17.65%	15
3	No		9.41%	8
			answered	85




7.6. Do you get the help and advice you need at the doctors?			Percent	Total
1	Yes		84.71%	72
2	I'm not sure		14.12%	12
3	No		1.18%	1
			answered	85




7.7. I like to help my family recycle			Percent	Total
1	Yes		85.88%	73
2	I'm not sure		10.59%	9
3	No		3.53%	3
			answered	85




7.8. I like using the computer			Percent	Total
1	Yes		94.12%	80
2	I'm not sure		3.53%	3
3	No		2.35%	2
			answered	85




7.9. I like to go to the library			Percent	Total
1	Yes		55.29%	47


7.9. I like to go to the library			Percent	Total
2	I'm not sure		18.82%	16
3	No		25.88%	22
			answered	85

7.10. I think it is too noisy in the village			Percent	Total
1	Yes		17.65%	15
2	I'm not sure		15.29%	13
3	No		67.06%	57
			answered	85

7.11. I can walk and play in the fields			Percent	Total
1	Yes		77.65%	66
2	I'm not sure		11.76%	10
3	No		10.59%	9
			answered	85

7.12. It is easy to go to Stratford or Leamington Spa			Percent	Total
1	Yes		87.06%	74
2	I'm not sure		11.76%	10
3	No		1.18%	1
			answered	85

7.13. There are lots of buses			Percent	Total
1	Yes		43.53%	37
2	I'm not sure		37.65%	32
3	No		18.82%	16
			answered	85

8. Do you feel safe in your village?				
			Response Percent	Response Total
1	Yes		90.59%	77
2	No		9.41%	8
			answered	85
			skipped	0
<b>Answers for:</b> If you answered 'No', please tell us why you don't feel safe in your village			11 answers	

## 8. Do you feel safe in your village?




			Response Percent	Response Total
1	18/11/14 7:56PM ID: 13248430	When it's dark there is no way of telling whose around and there are some rumours going around about things that have happend at knight !!		
2	04/12/14 4:50PM ID: 13607591	Because when i was in primary school there were always stories of vans and stuff going round and kidnapping primary school students, but that might not be true.		
3	05/12/14 6:45PM ID: 13631651	Because of the wight van man		
4	14/12/14 5:30PM ID: 13784669	(I said yes just explaining) my village is a very safe and a very welcoming place to new visitors as you will see in the happy video(which is available on you tube) .Wellesbourne is a very friendly village and jolly and gets into the spirit of every season and event like Christmas and Halloween, valentines day and all the other very important events . Wellesbourne is the best with a very good primary school and high school both connected in a way.		
5	14/12/14 7:10PM ID: 13785325	(yes explained) I feel extremely safe in my village and I think my village get really into the spirit of every season and event like valentines day Christmas, Easter and every other important event. The happy video of Wellesbourne including everyone from the village.(available on YouTube) overall this village is the very best it can be and safe.		
6	15/12/14 8:14PM ID: 13806374	Because of the teenagers who hang around the park and outside park.		
7	22/12/14 2:58PM ID: 13929172	I mostly feel safe but some of the main roads are very busy and dangerous.		
8	29/12/14 12:38PM ID: 13997170	we mite need some police to patrol in the village especially at night and we need more security cameras. also ther should be a youth park for teens to go so they're not hanging out on the streets		
9	31/12/14 6:22PM ID: 14031000	In some parts of the village i.e village underpass I get very scared because people I know I occasionally encounter hang about there, and they have been in trouble with the police and have been known to throw stones through windows. I am scared of them but mostly I do feel safe in this village.		
10	02/01/15 7:41PM ID: 14049920	Because it is too big I see lots of people who I don't know when I am outside.		
11	04/01/15 6:25PM ID: 14064232	but I do not go out at night.		




## 3. Traffic and Roads




## 9. Tell us what you think about the traffic in and out of the village




	Yes	I'm not sure	No	Response Total
Cars should go more slowly in the villages	69.4% (59)	18.8% (16)	11.8% (10)	85
Lorries should be kept out of the villages	49.4% (42)	25.9% (22)	24.7% (21)	85
I would like some cycle paths	83.5% (71)	12.9% (11)	3.5% (3)	85
I would like more pedestrian crossings	77.6% (66)	10.6% (9)	11.8% (10)	85
			answered	85
			skipped	0

## Matrix Charts

9.1. Cars should go more slowly in the villages			Percent	Total
1	Yes		69.41%	59
2	I'm not sure		18.82%	16
3	No		11.76%	10
			answered	85

9.2. Lorries should be kept out of the villages			Percent	Total
1	Yes		49.41%	42
2	I'm not sure		25.88%	22
3	No		24.71%	21
			answered	85

9.3. I would like some cycle paths			Percent	Total
1	Yes		83.53%	71
2	I'm not sure		12.94%	11
3	No		3.53%	3
			answered	85

9.4. I would like more pedestrian crossings			Percent	Total
1	Yes		77.65%	66
2	I'm not sure		10.59%	9
3	No		11.76%	10
			answered	85









## 4. Community and Sports




10. In addition to the facilities provided by the MUGA, what other improvements do you think we should make available to the community in our villages?




	Yes	I'm not sure	No	Response Total
I would like more playgrounds	64.7% (55)	18.8% (16)	16.5% (14)	85
I would like a club house to go to	48.2% (41)	29.4% (25)	22.4% (19)	85
I would like more places to do sports	72.9% (62)	17.6% (15)	9.4% (8)	85
I would like a swimming pool	77.6% (66)	15.3% (13)	7.1% (6)	85
			answered	85
			skipped	0

### Matrix Charts






10.1. I would like more playgrounds			Percent	Total
1	Yes		64.71%	55
2	I'm not sure		18.82%	16
3	No		16.47%	14
			answered	85






10.2. I would like a club house to go to			Percent	Total
1	Yes		48.24%	41
2	I'm not sure		29.41%	25
3	No		22.35%	19
			answered	85

10.3. I would like more places to do sports			Percent	Total
1	Yes		72.94%	62
2	I'm not sure		17.65%	15
3	No		9.41%	8
			answered	85

10.4. I would like a swimming pool			Percent	Total
1	Yes		77.65%	66
2	I'm not sure		15.29%	13
3	No		7.06%	6

<b>10.4. I would like a swimming pool</b>	<b>Percent</b>	<b>Total</b>
	answered	85

<b>11. How much physical activity do you participate in each week outside of school?</b>				
			<b>Response Percent</b>	<b>Response Total</b>
1	None		4.71%	4
2	Less than 1 hour		7.06%	6
3	1 - 2 hours		28.24%	24
4	3 - 4 hours		36.47%	31
5	5 hours or more		23.53%	20
			answered	85
			skipped	0

<b>12. If you participate in physical activity outside of school, what type of activity do you prefer?</b>				
			<b>Response Percent</b>	<b>Response Total</b>
1	Organised games (school, leisure centre)		10.00%	8
2	Team activities		28.75%	23
3	Individual activities		13.75%	11
4	Formal sports (club, county fixtures)		21.25%	17
5	Active Play (playground, playing with friends etc)		26.25%	21
			answered	80
			skipped	5




## 5. Green and Open Spaces




<b>13. Tell us what you think about the villages' green and open spaces</b>				
	<b>Yes</b>	<b>I'm not sure</b>	<b>No</b>	<b>Response Total</b>
I like the allotments	62.4% (53)	35.3% (30)	2.4% (2)	85
I like fields and grass to play on	92.9% (79)	4.7% (4)	2.4% (2)	85
I like to use the playground facilities	74.1% (63)	14.1% (12)	11.8% (10)	85
Do you think Wellesbourne needs more playground facilities?	62.4% (53)	16.5% (14)	21.2% (18)	85




### 13. Tell us what you think about the villages' green and open spaces




	Yes	I'm not sure	No	Response Total
			answered	85
			skipped	0

### Matrix Charts

13.1. I like the allotments			Percent	Total
1	Yes		62.35%	53
2	I'm not sure		35.29%	30
3	No		2.35%	2
			answered	85

13.2. I like fields and grass to play on			Percent	Total
1	Yes		92.94%	79
2	I'm not sure		4.71%	4
3	No		2.35%	2
			answered	85

13.3. I like to use the playground facilities			Percent	Total
1	Yes		74.12%	63
2	I'm not sure		14.12%	12
3	No		11.76%	10
			answered	85

13.4. Do you think Wellesbourne needs more playground facilities?			Percent	Total
1	Yes		62.35%	53
2	I'm not sure		16.47%	14
3	No		21.18%	18
			answered	85